

**Annual Accounts**

**2020 – 21**



**Indian Institute of Information Technology**

**Kalyani**

**West Bengal**

## Indian Institute of Information Technology, Kalyani

### Report on Review of Annual Accounts, 2020-21

#### Scope of Work

We have performed a limited review of the accounts of Indian Institute of Information Technology, Kalyani for the year 2020-21 in the capacity of our appointment as Internal Auditor by Work Order No.IITK/Internal Audit/2020-21/513 dated March 07, 2019. Our work did not constitute a full scope financial audit of the accounts of the Institute.

#### Report:

<b>A</b>	<b>Compilation of Annual Accounts</b>
1	During the year 2020-21 the Institute has entered all the financial transactions in Tally software. Our review was solely based on the records maintained in Tally software.
2	Opening balances of assets and liabilities as on 1 <sup>st</sup> April 2020 were duly incorporated in the Tally ledger from the previous year's audited closing balances.
3	These accounts have been prepared in the line with MHRD format. Account heads in various schedules have been disclosed as per MHRD format as far as practicable depending upon the nature of transactions and their purpose.
4	Few assets of IIT Kalyani, is used at IIT Kalyani Hostel. Few recurring expenditures for hostel are also incurred and recorded in the books of account of the institute. Review of hostel expenditure is not included in our agreed scope of work and hence, we are not offering any comment on the expenses incurred by the institute on behalf of hostel.
<b>B</b>	<b>Fixed Assets and Depreciation</b>
1	Opening balances of Gross Block and accumulated depreciation as on 1 <sup>st</sup> April'20 have been properly brought forward from the previous year. Depreciation on respective assets has been charged as per the rates prescribed by MHRD.
2	Depreciation on the current year has been calculated on individual assets at a rate of MHRD guideline.
3	The Institute is just start to maintain the Fixed Assets Register.
<b>C</b>	<b>Advance</b>
4	In Financial Institutes advance a total of Rs.29.42 cr was paid to CPWD & WEBEL.



### **GRANDMARK & ASSOCIATES** CHARTERED ACCOUNTANTS

416A, 4th Floor, Gate No.1, Poddar Court, 18, Rabindra Sarani, Kolkata, West Bengal- 700 001

Mobile: +91 9830117156 Tel: +91 033 -22250022

E-mail: mirza@grandmarkca.com, mirzakol@hotmail.com

H.O. : 118, LGF, Navjivan Vihar, Malviya Nagar, New Delhi - 110017

[www.grandmarkca.com](http://www.grandmarkca.com), [info@grandmarkca.com](mailto:info@grandmarkca.com)

Branches: Ahmedabad | Bengaluru | Chennai | Gurugram | Hyderabad | Jaipur | Karnal | Kolkata | Kotma  
Ludhiana | Mumbai | Navi Mumbai | New Delhi | Noida | Panvel | Pune | Raipur | Rohtak

	<b>Compilation of Annual Accounts</b>
<b>D</b>	<b>Investments</b>
1	Investment was made by the institute are not clearly identifiable for each fund.
2	There is no laid down policy of the institute on, basis for allocation or distribution of Interest on Fixed Deposit.
<b>E</b>	<b>Basis of Accounting</b>
1	Incomes from bank interest have been accounted for on accrual basis.
2	Expenses have also been accounted for on accrual basis.
<b>F</b>	<b>Revenue from student fees</b>
1	Revenue from student fees has been accounted for on cash basis. Student fees received from students for different semesters have not been shown separately in the ledger. Student fees ledgers are maintained by the institute session wise.
2	Institute does not maintain any Student Fees Register.
<b>G</b>	<b>EMD</b>
1	As drafts/cheques received by the institute in various tenders was not entered as cheques-in hand, books of accounts not reflect actual balance
2	After completion of tendering process drafts/cheques are return to the vendor without depositing those in bank account.
<b>H</b>	<b>Hostel Income and Expenses &amp; Statutory Liability</b>
1	If the hostel account is separately maintained, Income, Expenses and statutory liability related to hostel should be incorporated in the Institute accounts as Institute is the principal entity of the hostel. As Institute accounts is not included hostel income, expenses and statutory liability books of accounts does not reflect the actual balance of Income, expenses, Statutory payables.
<b>I</b>	<b>Income Tax Return</b>
1	As per Sec. 139(4C) of Income Tax Act'1961 any university or other educational institution shall require to file return. Delay in preparation of books of account leads to delay in submission of Income Tax return of AY 2020-21.

FOR GRANDMARK & ASSOCIATES

Chartered Accountants

Firm Registration No. 011317N

  
CA M Jahangeer Mirza  
Senior Partner M.No  
084309



20/9/21

**GRANDMARK & ASSOCIATES**

**CHARTERED ACCOUNTANTS**

416A, 4th Floor, Gate No.1, Poddar Court, 18, Rabindra Sarani, Kolkata, West Bengal- 700 001

Mobile: +91 9830117156 Tel: +91 033 -22250022

E-mail: mirza@grandmarkca.com, mirzakol@hotmail.com

H.O. : 118, LGF, Navjivan Vihar, Malviya Nagar, New Delhi - 110017

[www.grandmarkca.com](http://www.grandmarkca.com), [info@grandmarkca.com](mailto:info@grandmarkca.com)

Branches: Ahmedabad | Bengaluru | Chennai | Gurugram | Hyderabad | Jaipur | Karnal | Kolkata | Kotma  
Ludhiana | Mumbai | Navi Mumbai | New Delhi | Noida | Panvel | Pune | Raipur | Rohtak

**INDIAN INSTITUTE OF INFORMATION TECHNOLOGY**

KALYANI, WEST BENGAL

BALANCE SHEET AS AT 31.03.2021

SOURCES OF FUNDS	SCHEDULE	CURRENT YEAR 20-21	PREVIOUS YEAR 19-20
CAPITAL FUND	1	23,56,35,656	19,70,85,809
DESIGNATED FUND	2	44,61,93,339	39,07,26,696
CURRENT LIABILITIES & PROVISIONS	3	1,56,64,728	1,73,31,225
<b>TOTAL</b>		<b>69,74,93,723</b>	<b>60,51,43,730</b>

APPLICATION OF FUNDS	SCHEDULE	CURRENT YEAR 20-21	PREVIOUS YEAR 19-20
FIXED ASSETS	4		
TANGIBLE ASSETS		3,10,20,169	1,40,62,547
INTANGIBLE ASSETS		8	3,71,089
CAPITAL WORK IN PROGRESS		6,25,000	6,25,000
INVESTMENT FROM DESIGNATED FUND & OWN FUND			
LONG TERM	5		
Long Term		16,03,44,320	15,18,42,005
Short Term		-	-
INVESTMENT OTHERS	6	-	-
CURRENT ASSETS	7	20,99,68,405	9,09,69,240
LOANS,ADVANCES & DEPOSITS	8	29,55,35,821	34,72,73,848
<b>TOTAL</b>		<b>69,74,93,723</b>	<b>60,51,43,729</b>

SIGNIFICANT ACCOUNTING POLICIES 23  
 CONTINGENT LIABILITIES AND NOTES TO ACCOUNTS 24

  
 Assistant Registrar

  
 Assistant Registrar

  
 Deputy Registrar

  
 Director

**FOR GRAND MARK & ASSOCIATES**  
 Chartered Accountants  
 Firm Registration No. 011317N  
  
 CA M Jahangeer Mirza  
 Senior Partner  
 M.No 084309



**INDIAN INSTITUTE OF INFORMATION TECHNOLOGY**

KALYANI, WEST BENGAL

Income &amp; Expenditure for Period 01-04-20 to 31-03-2021

Amount in rs.

INCOME	SCHEDULE	CURRENT YEAR 20-21	PREVIOUS YEAR 19-20
Academic Receipts	9	6,01,25,149	5,63,23,435
Grants	10	-	5,51,46,204
Income from Investment	11	1,32,389	48,65,913
Interest Earned	12	30,61,011	3,18,545
Other Income	13	29,72,760	4,17,244
Prior period Income	14	-	-
<b>TOTAL</b>		<b>6,62,91,309</b>	<b>11,70,71,341</b>


EXPENDITURE	SCHEDULE	CURRENT YEAR 20-21	PREVIOUS YEAR 19-20
Staff payments & benefits	15	3,36,13,011	3,07,21,583
Academic expenditure	16	3,17,920	7,82,524
Administrative and general expenditure	17	68,24,666	1,45,95,569
Transport expenditure	18	16,90,975	24,71,642
Repairs and Maintainance	19	1,47,807	1,83,846
Finance Cost	20	13,181	9,310
Depreciation	4	53,75,158	48,75,726
Other expenses	21	16,27,255	17,75,521
Prior period expenses	22	13,46,643	
<b>TOTAL</b>		<b>5,09,56,616</b>	<b>5,54,15,721</b>
<b>Transfer to Capital Fund</b>		<b>1,53,34,693</b>	<b>6,16,55,620</b>

SIGNIFICANT ACCOUNTING POLICIES

23

CONTINGENT LIABILITIES AND NOTES TO ACCOUNTS


24

  
Assistant Registrar  
Assistant Registrar  
Deputy Registrar  
Director

FOR GRAND MARK &amp; ASSOCIATES

Chartered Accountants

Firm Registration No. 011317N

  
CA M Jahangeer Mirza

Senior Partner

M.No 084309



INDIAN INSTITUTE OF INFORMATION TECHNOLOGY				
KALYANI, WEST BENGAL				
Receipts and Payments				
1-Apr-2020 to 31-Mar-2021				
Receipts	AMOUNT		Payments	AMOUNT
<b>Opening Balance</b>		<b>239541923.28</b>	<b>Current Liabilities</b>	<b>50487544.42</b>
Bank Accounts	239541923.28		Sundry Creditors	29958322.00
Bank AS From CURRENT(-38581948417)	41000.00		Amalesh Chandra Saha	13056.00
Bank AS From General(38544852739)	1300000.00		Amit Kumar Sadhukan	467347.00
Bank AS From NR(38544853197)	4500000.00		Amazon	1205.00
Bank AS From Savings(38805619492)	15648000.00		Animesh Maitra	2000.00
Bank AS From Savings (39029173144)	11000.00		Annam Biswas	2000.00
Bank AS From WB (38544853051)	800000.00		Avjit Biswas	195883.00
Bank AS From WB(38766718521)	23216121.00		Basudeb Mukhopadhyay	4000.00
SBI-CA (33984361509)	40433669.00		Bishwakarma Decorators	219756.00
SBI-GENERAL(38417519885)	199427.78		Biswajit Haider	529667.00
SBI-NR(38417519411)	1402858.00		Blue Bird	26990.00
SBI-Project SRIC(73597513940)	88437.50		Chandana Das Biswas	12129.00
SBI - SB(34991391322)	50567.00		Chandan Mazumdar	2000.00
SBI-WB (38417518917)	8838.00		Dilip Kumar Baidya	4000.00
Term Deposits with Bank	151842005.00		Dipti Prasad	6000.00
<b>Capital Account</b>		<b>13490.00</b>	<b>Drya Electric</b>	<b>1500.00</b>
Reserves & Surplus	13490.00		Dr Anirban Lakshman	942390.00
Surplus	13490.00		Dr Aruna Chakraborty	49500.00
<b>Current Assets</b>		<b>30050000.00</b>	<b>Dr Bhaskar Biswas</b>	<b>1004802.00</b>
Receivable MHRD Non Recurring Fund	30000000.00		Dr Chittaranjan Mandol	8000.00
Other Current Assets	50000.00		Dr Dalia Nandy (Das)	941015.00
Rent in Advance	50000.00		Dr Debashish Dutta	13500.00
<b>Indirect Income</b>		<b>65715356.00</b>	<b>Dr Debasish Bera</b>	<b>1033022.00</b>
Interest Received	2993278.00		Dr Imon Mukherjee	1024853.00
Recruitment Fees	75600.00		Dr Oishita Bandyopadhyay	921679.00
Scholarship Receipt	2897160.00		Dr Sanjay Chatterji	953262.00
Academic Receipts	59562686.00		Dr Sanjay Prathar	963970.00
Hostel Fees	1904006.00		Dr Santanu Das	6000.00
Fees From Student	57658680.00		Dr Sk. Hafizul Islam	1037760.00
Application Fees for Phd	300320.00		Dr Sudipta Das	6000.00
Academic	57338460.00		Dr Tamal Ghosh	4210.00
Tuition Fees	57338460.00		Dr Tarun Kanti	6000.00
Other Fees	19900.00		Dr Uma Das	1085865.00
Infrastructural Maintenance Fee	19900.00		Dr Utpal Garain	8000.00
Income From Investment	118899.00		Easin Seikh	192613.00
Interest Received on Fixed Deposits	118899.00		East India Photocomposing Centre	5000.00
Interest Earned	67733.00		Future Electronics	17898.00
Interest Received on Saving Account	67733.00		Gouri Ashok Gargate	7250.00
<b>Designated/ Earmarked / Endowment Funds</b>		<b>80869926.00</b>	<b>Goutam Biswas</b>	<b>1208.00</b>
Coal India Fund	22565815.00		Goutam Ghosh	88509.00
Rohta Foundation Fund	955742.00		Goutam Kumar Paul	2000.00
WBIEDCL FUND	1474013.00		Great Eastern Co	133000.00
MHRD Fund	54043491.00		Ijj Bedding	123078.00
MHRD-Non-Recurring FUND	54043491.00		Indian Audit and Accounts Department	338255.00
West Bengal Fund	1830865.00		Indrajit Banerjee	4500.00
WB Govt-Fund for Scholarship	269057.00		Institute of Technical Teachers Training	8000.00
W.B Govt Non Recurring Fund	1561808.00		Jayantli Ghosh	81500.00
<b>PROJECT FUND</b>		<b>5559978.00</b>	<b>Jb Travels</b>	<b>7403.00</b>
AL	900000.00		Jharna Das	81500.00
BB/DB	2963978.00		Jyanta Mukhopadhyay	2000.00
SCH/IM/SP	606000.00		Krishna Air Travels	36501.00
SHI	490000.00		Legsi Form Centre	2800.00
UD Project	600000.00		Madhumita Sengupta	722790.00
			Manoj Jaiswal	2000.00
			M.B. Natural Product Corporation	10477.00
			Md Samim Rahaman	465176.00
			Metro Cash & Carry Ltd	5873.00
			Metropolitan Engineers Society	7387.00
			Moupriya Das	228760.00
			Mrityunjoy Dey	494172.00
			Mr Soumyadeb Hui	29250.00



			M/s Dey Enterprise	12373.00
			Muruganatham p	188905.00
			NSDL E- Governance	856.00
			Partha Pratim Das	2000.00
			Prabir Kumar Biswas	4000.00
			Print Tech	5000.00
			Prof Debasish Dalta	4500.00
			Prof Santanu Chattopadhyay	481737.00
			Rathun Pailan	333236.00
			Rinky Sha	220576.00
			RTI Institute of India	12555.00
			Sabita Roy	81500.00
			Sandipan	281760.00
			Sanjoy Kumar Saha	2000.00
			Sanju Biswas	195883.00
			Santwana Mukhopadhyay	2000.00
			Saraj Travels	4615.00
			Serv O Care	5322.00
			Shining Marble and Hardware	1200.00
			Somnath Bhattacharya	2000.00
			Sourav Gope	29677.00
			Sreejoyee Das	536876.00
			Subham Deb Sharma	210956.00
			Sudeshna Sarkar	2000.00
			Sumanta Sarkhel	2000.00
			Sundry Creditors for Misc Expenses	96424.00
			Sunil Barai	99813.00
			Systems & Software	51672.00
			Varell Tecnac Private Limited	37967.00
			Vishal Saraswat	4000.00
			For Goods & Services	11689543.00
			Anand Travels	1737162.00
			Anju Dhal	115043.00
			Babulal Das	20105.00
			BBD Enterprise	21336.00
			B Mukhopadhyay & Co	11800.00
			BSNL	189477.00
			Checkmate Accounts & Tax Solutions	44000.00
			CoreEL	362250.00
			Hardcon	259446.00
			IIT KHARAGPUR GUEST HOUSE SALT LA	10000.00
			Kalyani Cables Service Pvt Ltd	7369.00
			KALYANI MUNICIPALITY	88000.00
			Maa Tara Newspaper & Book Sellers	2632.00
			Meghbela Cable & Broadband Services Pvt	744250.00
			MOOKHERJEE BISWAS & PATHAK	96150.00
			Ocasa Printers	10080.00
			Perfect Translation Services	39842.00
			Pressman Advertising Limited	69913.00
			Sanjay Bagchi	10991.00
			S K Travels	5835.00
			Star Security	2519019.00
			Subrata Mukhopadhyay	140304.00
			Unicom Infotel Pvt Ltd	28517.00
			Vinayak Store	1182.00
			WBEIDC LTD	5154840.00
			Sundry Creditors for Other	759115.00
			Imon Mukherjee	10182.00
			MADHUMITA SENGUPTA	6733.00
			Sudesp Chowdhury	742200.00
			Other Current Liabilities	16499637.00
			Contribution in Covid 19	73847.00
			Employees's Contribution Payable	3915375.00
			Employer's Contribution NPS@14%	4665666.00
			Guest Faculty Payable	553500.00
			IIT Kalyani Hostel A/C	1911956.00
			Outstanding Honararium	4000.00
			Outstanding Remuneration	243000.00
			Outstanding Salary of Temporary Personnel	74359.00
			Outstanding Salary to Administrative Staff	335318.00
			Outstanding Salary to Faculty Members	1037914.00
			Outstanding Salary to Non-Faculty Members	128393.00
			Provident Fund	40338.00



	Scholarship From Other States	3530971.00		
	Security Deposit	-15000.000		
	Statutory Liabilities	4029585.42		
	CGST TDS Payable	93425.21		
	National Pension Scheme Payable	303770.00		
	Profession Tax Payable	52580.00		
	SGST TDS Payable	93425.21		
	TDS Payable on Salary	2948350.00		
	TDS Payable Other Than Salary	538035.00		
	<b>Indirect Expenses</b>		<b>957069.06</b>	
	Processing Fees	4076.00		
	Tea&Tiffin	7206.00		
	Technology Guest House Establishment Accounts	10000.00		
	Administrative & General Expenses	39599.00		
	Administrative Expenses	26024.00		
	Advertisement Expenses	1947.00		
	Electricity	-1700.000		
	Internet Charge	6018.00		
	Telephone Expenses	7310.00		
	Finance Cost	13181.06		
	Bank Charges	13181.06		
	Other Expenses	34614.00		
	Miscellaneous Expenses	33062.00		
	Student Activities	1552.00		
	SRIC EXP	487679.00		
	FELLOWSHIP SRIC	487679.00		
	Staff Payments & Benefits	172336.00		
	Children Edu Allowance	108000.00		
	Salary Temporary Personnel	64336.00		
	Transportation Expenses	188378.00		
	Transport Charges	188378.00		
	<b>Closing Balance</b>		<b>370306059.80</b>	
	Bank Accounts	370306059.80		
	Bank AS From CURRENT(-38581948417)	43946.00		
	Bank AS From General(38544852739)	1393417.00		
	Bank AS From NR(38544853197)	4823366.00		
	Bank AS From Savings (39029173144)	20872.00		
	Bank AS From WB (38544853051)	857487.00		
	Bank AS From WB(38766718521)	24713655.00		
	SBI(Alumni A/C)	546000.00		
	SBI-CA (33984361509)	131909233.52		
	SBI-GENERAL(38417519885)	198778.78		
	SBI-NR(38417519411)	1402209.00		
	SBI-Project SRIC(73597513940)	4805487.50		
	SBI - SBI(34991391322)	22551179.00		
	SBI(Sweep A/c)39897601739	37000.00		
	SBI(Sweep TRF A/C)39763636631	16658000.00		
	SBI-WB (38417518917)	1109.00		
	Term Deposits with Bank	160344320.00		
<b>Total</b>		<b>421750673.28</b>	<b>Total</b>	<b>421750673.28</b>


  
Assistant Registrar

  
Assistant Registrar

  
Deputy Registrar

  
Director

**FOR GRAND MARK & ASSOCIATES**  
Chartered Accountants  
Firm Registration No. 011317N

  
CA M Jahangeer Mirza  
Senior Partner  
M.No 084309





**INDIAN INSTITUTE OF INFORMATION TECHNOLOGY  
KALYANI, WEST BENGAL**

SCHEDULE-1 Particulars	Amount in Rs.	
	current year 20-21	previous year 19-20
Balance at the beginning of the year	19,70,85,809	13,48,40,409
Add: Grants from UGC, Government of India and state Government to the extend utilise for capital expenditure		
Add: Assets Purchased out of Enmarked Funds	2,29,81,958	6,08,276
Add: Assets Purchased out of Sponsored projects, where ownership vests in the institution	3,26,382	
Add: Assets Donated/Gifts Received		
Add: Other Additions	13,490	
Excess of income over expenditure transferred from the Income & Expenditure Account(Before Prior period adjustment)	1,66,81,336	6,16,55,620
Prior period adjustment		3,08,174
<b>Less:</b>		
Prior period adjustments	13,46,643	3,26,670
Accrued Interest Reverse	1,06,676	
Transferred to DESIGNATED/ Earmarked FUND		
<b>TOTAL</b>	<b>23,56,35,656</b>	<b>19,70,85,809</b>



**INDIAN INSTITUTE OF INFORMATION TECHNOLOGY**  
**KALYANI, WEST BENGAL**

SCHEDULE-2 DESIGNATED/ Earmarked FUND								Amount in Rs	
PARTICULAR	FUND WISE BRAEKUP							TOTAL	
	WB GOVT	WB GOVT FUND SCHOLARSHIP	MHRD RECURRING	MHRD NON RECURRING	COAL INDIA	ROLTA	WEBEL	CURRENT YEAR 20-21	PREVIOUS YEAR 19-20
<b>A</b>									
OPENING BALANCE	7,29,08,694.00	1,25,60,150.00	-	18,87,59,126.00	30,72,376.00	4,46,16,126.00	6,88,10,224.00	39,07,26,696.00	35,15,38,267.00
ADDITION DURING THE YEAR	-	-	-	5,00,00,000.00	2,25,00,000.00	-	-	7,25,00,000.00	8,45,00,000.00
INCOME FROM THE INVESTMENT MADE OF THE FUND	11,22,663.00	1,93,404.00	-	29,06,553.00	47,309.00	6,87,009.00	10,59,554.00	60,16,492.00	-
ACCRUED INTEREST	4,39,145.00	75,653.00	-	11,36,938.00	18,506.00	2,68,733.00	4,14,459.00	23,53,434.00	24,21,325.00
INTEREST IN SAVING A/C	-	-	-	-	-	-	-	-	-
OTHER ADDITION	-	-	-	-	-	-	-	-	-
FUND ADJUSTMENT	-	-	-	-	-	-	-	-	-
<b>TOTAL (A)</b>	<b>7,44,70,502.00</b>	<b>1,28,29,207.00</b>	<b>-</b>	<b>24,28,02,617.00</b>	<b>2,56,38,191.00</b>	<b>4,55,71,868.00</b>	<b>7,02,84,237.00</b>	<b>47,15,96,622.00</b>	<b>43,84,59,592.00</b>
<b>B</b>									
UTILISED EXPENDITURE TOWARDS OBJECTIVES F THE FUND	-	42,781.00	-	3,20,028.00	43,560.00	13,87,308.00	6,27,648.00	24,21,325.00	-
CAPITAL EXPENDITURE	-	-	-	2,29,81,958.00	-	-	-	2,29,81,958.00	6,08,276.00
REVEENUE EXPENDITURE	-	-	-	-	-	-	-	-	5,97,90,707.00
PRIOR PERIOD ADJUSTMENT									
FUND SEPARATION									
CAPITAL EXPENDITURE									
REVENUE EXPENDITURE									
ADV FOR ASSET CREATION									
<b>TOTAL (B)</b>	<b>-</b>	<b>42,781.00</b>	<b>-</b>	<b>2,33,01,986.00</b>	<b>43,560.00</b>	<b>13,87,308.00</b>	<b>6,27,648.00</b>	<b>2,54,03,283.00</b>	<b>6,03,98,983.00</b>
Closing balance at the year end (A-B)	7,44,70,502.00	1,27,86,426.00	-	21,95,00,631.00	2,55,94,631.00	4,41,84,560.00	6,96,56,589.00	44,61,93,339.00	37,80,60,609.00
REPRESENTED BY									
RECIEVABLE									3,00,00,000.00
CASH BANK BAL,ANCE	7,29,08,694.00	1,25,17,369.00	-	21,54,57,140.00	2,55,28,816.00	4,32,28,818.00	6,81,82,576.00	43,78,23,413.00	20,91,16,081.00
INVESTMENT	11,22,663.00	1,93,404.00	-	29,06,553.00	47,309.00	6,87,009.00	10,59,554.00	60,16,492.00	14,91,89,290.00
INTEREST ACCRUED BUT NOT DUE	4,39,145.00	75,653.00	-	11,36,938.00	18,506.00	2,68,733.00	4,14,459.00	23,53,434.00	24,21,325.00
<b>TOTAL</b>	<b>7,44,70,502.00</b>	<b>1,27,86,426.00</b>	<b>-</b>	<b>21,95,00,631.00</b>	<b>2,55,94,631.00</b>	<b>4,41,84,560.00</b>	<b>6,96,56,589.00</b>	<b>44,61,93,339.00</b>	<b>39,07,26,696.00</b>



**INDIAN INSTITUTE OF INFORMATION TECHNOLOGY**

KALYANI, WEST BENGAL

**SCHEDULE 3 CURRENT LIABILITY**

AMOUNT IN Rs.

<b>PARTICULARS</b>	<b>CURRENT YEAR 20-21</b>	<b>PREVIOUS YEAR 19-20</b>
<b>A.CURRENT LIABILITY</b>		
1.DEPOSITS FROM STAFF		
2.DEPOSITS FROM STUDENT (3D)	15,35,891	11,78,311
3.SUNDRY CREDITOR(3E)		
a) FOR GOODS & SERVICES	5,36,817	22,70,671
b) OTHERS	1,99,617	
4. DEPOSIT OTHERS		
a) EMD (3F)	67,000	67,000
b) SECURITY DEPOSITS	-	8,108
5.STATUTORY LIABILITIES		
TDS on Salary	3,42,313	1,99,000
TDS other than Salary	26,204	53,226
Professional Tax	4,590	4,230
CGST TDS	1,907	2,658
SGST TDS	1,907	2,658
NPS	18,048	3,21,818
<b>6.OTHER CURRENT LIABILITIES</b>		
a) Security and manpower		15,82,560
b) SCHOLARSHIP (3B)	13,98,740	49,29,711
c) OTHER LIABILITIES(3G)	38,06,982	33,24,837
d) Unutilised Grants (3C)	33,00,000	33,00,000
E) Sponsored Projects (3A)	44,24,712	86,437
<b>TOTAL (A)</b>	<b>1,56,64,728</b>	<b>1,73,31,225</b>
<b>B.PROVISIONS</b>	NA	NA
<b>TOTAL (B)</b>	-	-
<b>TOTAL (A+B)</b>	<b>1,56,64,728</b>	<b>1,73,31,225</b>



**INDIAN INSTITUTE OF INFORMATION TECHNOLOGY**  
KALYANI, WEST BENGAL

**SCHEDULE 3A Projects Fund**

SL NO.	Name of the Project	Opening Balance		Receipts/Recoveries during the year	Total	Expenditure during the year	Closing Balance	
		credit	Debit				Credit	Debit
1	SRIC FUND	86,437		6,06,577	6,93,014	5,70,052	1,22,962	
2	AL	-		9,05,394	9,05,394	1,10,776	7,94,618	
3	BB/DB	-		29,63,978	29,63,978	9,000	29,54,978	
4	SCH/IM/Sp	-		6,12,425	6,12,425	2,93,767	3,18,658	
5	SHI	-		4,93,746	4,93,746	2,60,250	2,33,496	
	<b>TOTAL</b>	<b>86,437</b>		<b>55,82,120</b>	<b>56,68,557</b>	<b>12,43,845</b>	<b>44,24,712</b>	



**INDIAN INSTITUTE OF INFORMATION TECHNOLOGY**  
**KALYANI, WEST BENGAL**

**SCHEDULE 3B SPONSORED FELLOWSHIP & SCHOLARSHIP**

Amount in Rs.

SL NO.	NAME OF SPONSOR	OPENING BALANCE		TRANSACTION		CLOSING BALANCE	
		CR	DR	CR	DR	CR	DR
1	Other Govt.	49,29,711		42,95,900	78,26,871	13,98,740	
	<b>TOTAL</b>	49,29,711		42,95,900	78,26,871	13,98,740	



**INDIAN INSTITUTE OF INFORMATION TECHNOLOGY**

KALYANI, WEST BENGAL

SCHEDULE-3C UNUTILISED GRANTS  
(FROM UGC, GOVERNMENT OF INDIA AND STATE GOVERNMENT)

Amount in Rs.

Particulars	current year 20-21	previous year 19-20
PLAN GRANTS		
<b>MHRD RECURRING FUND</b>		
BALANCE B/F		
ADD: RECEIPT DURING THE YEAR	5,00,00,000	5,45,00,000
<b>TOTAL</b>	-	<b>5,45,00,000</b>
LESS: REFUND		-
LESS: UTILISED FOR CAPITAL EXPENDITURE	-	-
LESS: UTILISED FOR REVENUE EXPENDITURE	-	5,45,00,000
<b>TOTAL</b>	<b>5,00,00,000</b>	<b>5,45,00,000</b>
<b>UNUTILISED CARRIED FORWARD(A)</b>		
<b>MHRD NON RECURRING FUND</b>		
BALANCE B/F	2,24,44,081	
ADD: RECEIPT DURING THE YEAR	5,37,877	6,08,276
<b>TOTAL</b>	<b>2,29,81,958</b>	<b>6,08,276</b>
LESS: REFUND		
LESS: UTILISED FOR CAPITAL EXPENDITURE	2,29,81,958	6,08,276
LESS: UTILISED FOR REVENUE EXPENDITURE		
<b>TOTAL</b>	<b>2,29,81,958</b>	<b>6,08,276</b>
<b>UNUTILISED CARRIED FORWARD(B)</b>		
<b>MHRD OBC FUND</b>		
BALANCE B/F	33,00,000	
ADD: RECEIPT DURING THE TEAR	-	33,00,000
<b>TOTAL</b>	<b>33,00,000</b>	<b>33,00,000</b>
LESS: REFUND		
LESS: UTILISED FOR CAPITAL EXPENDITURE		
LESS: UTILISED FOR REVENUE EXPENDITURE	-	
<b>TOTAL</b>	<b>33,00,000</b>	<b>33,00,000</b>
<b>UNUTILISED CARRIED FORWARD(A+B)</b>	<b>33,00,000</b>	<b>33,00,000</b>



**INDIAN INSTITUTE OF INFORMATION TECHNOLOGY  
KALYANI, WEST BENGAL**

**SCHEDULE-3D DEPOSIT FROM STUDENT**

Amount in Rs.

Particulars	current year 20-21	previous year 19-20
Caution Deposit	11,54,311	9,02,311
Caution Deposit For Lib	3,79,000	2,76,000
Deposit for hostel A/c	2,580	-
<b>GRAND TOTAL</b>	<b>15,35,891</b>	<b>11,78,311</b>



**INDIAN INSTITUTE OF INFORMATION TECHNOLOGY**  
KALYANI, WEST BENGAL

**SCHEDULE 3E SUNDRY CREDITORS**

Amount in Rs.

Particular	opening 1-4-20	Transactions		closing 31-3-21
	Balance	Debit	Credit	Balance
<b>I - For Goods &amp; Services</b>				
Anand Travels	3,11,178	17,37,162	14,38,990	13,006
Anju Dhali	34,590	1,15,043	79,403	(-1,050)
Babulal Das		20,105	20,105	
BBD Enterprise		21,336	21,336	
B Mukhopadhyay & Co	11,800	11,800		
BSNL	35,648	1,89,477	1,53,829	
Checkmate Accounts & Tax Solutions	8,000	44,000	36,000	
CoreEL	3,62,250	3,62,250		
Hardcon		1,62,250	1,62,250	
IIT KHARAGPUR GUEST HOUSE SALT LAKE		10,000	20,000	10,000
Kalyani Cables Service Pvt Ltd		7,369	7,369	
KALYANI MUNICIPALITY		88,000	88,000	
Maa Tara Newspaper & Book Sellers		2,632	2,632	
Meghbela Cable & Broadband Services Pvt Ltd	78,667	8,22,917	7,44,250	
MOOKHERJEE BISWAS & PATHAK	70,800	1,03,350	32,550	
Ocasa Printers		10,080	10,080	
Perfect Translation Services	39,842	39,842		
Pressman Advertising Limited		69,913	69,913	
Sanjay Bagchi		10,991	15,988	4,997
S K Travels	5,880	5,835	5,835	5,880
Star Security	7,18,227	25,33,078	21,77,764	3,62,913
Subrata Mukhopadhyay		1,40,304	1,40,304	
Unicom Infotel Pvt Ltd	8,609	28,517	19,908	
Vinayak Store		1,182	1,182	
WBEIDC LTD	5,80,950	51,54,840	46,14,961	41,071
G R A N D M A R K & ASSOCIATES		-	1,00,000	1,00,000
Sundry Creditors for Expenses & Others		-	-	1,99,617
<b>TOTAL</b>	<b>22,66,441</b>	<b>1,16,92,273</b>	<b>99,62,649</b>	<b>7,36,434</b>





**INDIAN INSTITUTE OF INFORMATION TECHNOLOGY**  
**KALYANI, WEST BENGAL**

SCHEDULE 3F EMD

Amount in Rs.

Particular	opening 1-4-20	Transactions		closing 31-3-21
	Balance	Debit	Credit	Balance
Earnest Money	67,000	-	-	67,000
<b>GRAND TOTAL</b>	<b>67,000</b>		-	<b>67,000</b>



## INDIAN INSTITUTE OF INFORMATION TECHNOLOGY

KALYANI, WEST BENGAL

SCHEDULE 3G OTHER LIABILITIES	Amount in Rs.	
Particulars	current year 20-21	previous year 19-20
AISHA	10,000	10,000
IIIT Kalyani Hostel A/C	(89,170)	18,22,786
Outstanding Admin Expenses	1,208	1,208
Refundable to student	36,000	36,000
Stale Cheque	8,00,643	8,00,643
Student Loan	38,200	38,200
Outstanding Remuneration	27,000	2,70,000
Outstanding Honorarium	2,000	6,000
Alumni's Registration Fees	3,40,000	3,40,000
Employer's Contribution NPS@14%	2,75,519	
Employees's Contribution Payable	2,87,941	
Leave Salary	86,676	
Outstanding Salary of Temporary Personel	20,604	
Outstanding Salary Payable	19,25,123	
Outstanding Salary to Administrative Staff	53	
Outstanding Salary to Faculty Members	6,000	
Outstanding Salary to Non Faculty Members	3,630	
Provident Fund	13,446	
Security Deposit	22,109	
<b>GRANT TOTAL</b>	<b>38,06,982</b>	<b>33,24,837</b>



**INDIAN INSTITUTE OF INFORMATION TECHNOLOGY**  
KALYANI, WEST BENGAL  
SCHEDULES TO BALANCE SHEET

**SCHEDULE-4 FIXED ASSETS**

Amount in Rs.

Sl.NO	Assets Heads	Gross Assets Block				Gross Depreciation Block				Net Assets Block	
		Op Balance 01-04-20	Additions	Deductions	Cl Balance 31.3.21	Dep Opening 01.04.20	Addition	Deduction/Adjustment	Total Depreciation	31.03.2021	31.03.20
1	Land										
2	Building (Boundary Wall)	-	2,24,44,081	-	2,24,44,081	-	4,48,882.00	13,46,643	17,95,525	2,06,48,556	-
3	Electrical Installation and equipments	9,74,224	1,71,192	-	11,45,416	1,84,219	57,271	-	2,41,490	9,03,926	7,90,005
4	Scientific & laboratory equipments	19,07,357		-	19,07,357	4,00,787	1,52,589	-	5,53,376	13,53,981	15,06,570
5	office Equipments	2,84,554	1,39,358	-	4,23,912	1,10,667	31,793	-	1,42,460	2,81,452	1,73,887
6	Audio Visual Equipments	3,68,003	51,672	-	4,19,675	1,15,484	31,476	-	1,46,960	2,72,715	2,52,519
7	Computers & Peripherals	1,73,92,834	3,26,382	-	1,77,19,216	1,20,10,901	35,43,843	-	1,55,54,744	21,64,472	53,81,933
8	Furniture, Fixtures & fittings	62,41,007	1,60,300	-	64,01,307	19,11,754	4,80,098	-	23,91,852	40,09,455	43,29,253
9	Vehicles			-	-			-	-	-	
10	Lib.Books & Scientific Journals	23,52,476	15,355	-	23,67,831	8,06,495	2,36,783	-	10,43,278	13,24,553	15,45,982
11	Sports Equipment	1,42,085		-	1,42,085	59,686	21,341	-	81,027	61,058	82,399
	<b>TOTAL(A)</b>	<b>2,96,62,540</b>	<b>2,33,08,340</b>		<b>5,29,70,880</b>	<b>1,55,99,993</b>	<b>50,04,076</b>	<b>-</b>	<b>2,19,50,712</b>	<b>3,10,20,168</b>	<b>1,40,62,548</b>

Note: Boundary wall capitalised during the year, effective from 2017-18. Further Depreciation of 3Yrs adjusted through prior period adjustments

Sl.NO	Assets Heads	Gross Assets Block				Gross Depreciation Block				Net Assets Block	
		Op Balance 01-04-20	Additions	Deductions	Cl Balance 31.3.21	Dep Opening 01.04.20	Addition	Deduction/Adjustment	Total Depreciation	31.03.2021	31.03.20
	Computer Software	10,26,955			10,26,955	6,55,871	3,71,082		10,26,953	2	3,71,084
	WEBSITE	2,60,851			2,60,851	2,60,849	-		2,60,849	2	2
	UTM	31,339			31,339	31,337	-		31,337	2	2
	E Journal	5,30,366			5,30,366	5,30,365	-		5,30,364	2	2
	<b>TOTAL(B)</b>	<b>18,49,511</b>			<b>18,49,511</b>	<b>14,78,422</b>	<b>3,71,082</b>	<b>-</b>	<b>18,49,503</b>	<b>8</b>	<b>3,71,089</b>

<b>GRAND TOTAL(A+B)</b>		<b>3,15,12,051</b>	<b>2,33,08,340</b>	<b>-</b>	<b>5,48,20,391</b>	<b>1,70,78,415</b>	<b>53,75,158</b>	<b>-</b>	<b>2,38,00,215</b>	<b>3,10,20,176</b>	<b>1,44,33,637</b>
-------------------------	--	--------------------	--------------------	----------	--------------------	--------------------	------------------	----------	--------------------	--------------------	--------------------



**INDIAN INSTITUTE OF INFORMATION TECHNOLOGY**  
**KALYANI, WEST BENGAL**

**SCHEDULE 5 INVESTMENT FROM EARMARKED/ ENDOWMENT FUNDS**

Amount in Rs.

Particulars	CURRENT YEAR 20-21	PREVIOUS YEAR 19-20
TERM DEPOSIT	16,03,44,320	15,18,42,005
TOTAL	16,03,44,320	15,18,42,005



**INDIAN INSTITUTE OF INFORMATION TECHNOLOGY**

**KALYANI, WEST BENGAL**

**SCHEDULE 6 INVESTMENT OTHERS**

**Amount in Rs.**

<b>Particulars</b>	<b>CURRENT YEAR 20-21</b>	<b>PREVIOUS YEAR 19-20</b>
<b>NOT APPLICABLE</b>		



## INDIAN INSTITUTE OF INFORMATION TECHNOLOGY

KALYANI, WEST BENGAL

### SCHEDULE 7 CURRENT ASSETS

Amount in Rs.

Particulars	CURRENT YEAR 20-21	PREVIOUS YEAR 19-20
<b>1. Stock</b>	NA	NA
Sundry Debtor	6,666	6,665
<b>Total(A)</b>	<b>6,666</b>	<b>6,665</b>
<b>2. Cash &amp; BANK Balance</b>		
<b>With Scheduled Banks:</b>		
<b>In Current A/C</b>		
SBI CA(509)	13,19,09,233	4,04,33,669
SBI SRIC(3940)	48,05,488	88,438
AS From Current (38581948417)	43,946	41,000
<b>In Savings Accounts</b>		
SBI SB(391322)	2,25,51,179	50,567
SBI-GENERAL(38417519885)	1,98,779	1,99,428
SBI(Sweep A/c)39897601739	37,000	-
SBI(Sweep A/c)39897601739	1,66,58,000	-
AS From General(38544852739)	13,93,417	13,00,000
AS From NR (38544853197)	48,23,366	45,00,000
AS From Savings(38805619492)	-	1,56,48,000
AS From Savings(39029173144)	20,872	11,000
AS From WB(38544853051)	8,57,487	8,00,000
AS From WB(38766718521)	2,47,13,655	2,32,16,121
SBI-NR(38417519411)	14,02,209	14,02,858
SBI-WB(38417518917)	1,109	8,838
SBI(Alumni A/C)	5,46,000	-
<b>Toal(B)</b>	<b>20,99,61,739</b>	<b>8,76,99,919</b>
<b>3. Post office Savings Accounts</b>	-	-
<b>TOTAL</b>	<b>20,99,68,405</b>	<b>17,54,13,168</b>



<b>INDIAN INSTITUTE OF INFORMATION TECHNOLOGY</b>		
<b>KALYANI, WEST BENGAL</b>		
<b>SCHEDULE 8 LOANS ADVANCE &amp; DEPOSITS</b>		<b>Amount in Rs.</b>
<b>Particulars</b>	<b>CURRENT YEAR 20-21</b>	<b>PREVIOUS YEAR 19-20</b>
<b>1.Advances to employees:(Non Interest bearing)</b>	-	-
<b>2.Long Term Advances to employees:(Interest bearing)</b>	-	-
<b>3.Advances and other amounts recoverable in Cash or in Kind or for Value to be received</b>		
Adv. To CPWD	27,30,55,919	29,55,00,000
Adv. For Interior Furnishing Work	2,11,11,046	2,11,11,046
Adv. Kalyani Municipality	50,000	50,000
MHRD Non Recurring Fund Receivable	-	3,00,00,000
Adv. For Misc.Exp	1,05,270	1,45,264
<b>TOTAL (A)</b>	<b>29,43,22,235</b>	<b>34,68,06,310</b>
<b>4.Prepaid Expenses</b>	-	-
<b>5.Deposits</b>	-	-
Rent In Advance	3,93,298	3,93,298
Earnest Money	-	24,240
Security Deposit For Rent	50,000	50,000
<b>TOTAL (B)</b>	<b>4,43,298</b>	<b>4,67,538</b>
<b>6.Income Accrued.</b>		
Accrued Interest	35,632	25,28,001
TDS Recoverable	7,34,656	7,34,656
<b>TOTAL (C)</b>	<b>7,70,288</b>	<b>32,62,657</b>
<b>7.Other Current assets</b>	-	-
<b>8.Claim Rceivable</b>	-	-
<b>Total (A+B+C)</b>	<b>29,55,35,821</b>	<b>35,05,36,505</b>



# INDIAN INSTITUTE OF INFORMATION TECHNOLOGY

KALYANI, WEST BENGAL

## SCHEDULES TO INCOME & EXPENDITURE ACCOUNT

### SCHEDULE 9 ACADEMIC RECEIPTS

Amount in Rs.

	Current year 20-21	Previous Year 19-20
<b>FEEES FROM STUDENT</b>		
<b>Academic</b>		
1. Tuition Fees	5,61,03,123	5,27,78,705
2. Admission Fees	19,900	25,500
3. Registration Fees		
<b>TOTAL(A)</b>	<b>5,61,23,023</b>	<b>5,28,04,205</b>
<b>Examinations</b>		
1. Examination Fees	3,32,000	2,81,500
<b>TOTAL(B)</b>	<b>3,32,000</b>	<b>2,81,500</b>
<b>Other fees</b>		
Infrastructural Maintenance Fees	1,66,000	2,81,500
Students Activities and Other Fees	3,32,000	3,20,570
Fees PhD	3,00,320	2,84,100
Grade Card Fees	1,32,800	50,600
Identity Card Fees	-	7,560
Provision Certificate Fees	-	38,700
Transport Fees	-	13,41,100
Late Fine		1,00,600
Hostel Overhead Fees	8,35,000	8,13,000
Hostel Fees	19,04,006	
<b>TOTAL(C)</b>	<b>36,70,126</b>	<b>32,37,730</b>
<b>GRAND TOTAL (A+B+C)</b>	<b>6,01,25,149</b>	<b>5,63,23,435</b>





**INDIAN INSTITUTE OF INFORMATION TECHNOLOGY**  
KALYANI, WEST BENGAL

**SCHEDULE 10 GRANTS/SBSIDIES**

Amount in Rs.

PARTICULARS	PLAN					NON PLAN					
	MHRD Recurring Fund	MHRD Non Recurring Fund	WB SC FUND	SRIC Recurring	SERB	TOTAL	MHRD Recurring Fund	MHRD Non Recurring Fund	Total	CURRENT YEAR 20-21	PREVIOUS YEAR 19-20
BALANCE BF		-		88,438		88,438			-	88,438	
ADD: RECEIPT During the Year		5,00,00,000		55,59,978		5,55,59,978			-	5,55,59,978	5,51,46,204
<b>TOTAL</b>		<b>5,00,00,000</b>		56,48,416		5,56,48,416			-	5,56,48,416	<b>5,51,46,204</b>
LESS: REFUND		-		-		-			-	-	-
<b>BALANCE</b>		<b>5,00,00,000</b>		<b>56,48,416</b>		5,56,48,416			-	5,56,48,416	<b>5,51,46,204</b>
LESS: UTILISED FOR CAPITAL EXP		-		8,71,705		8,71,705			-	8,71,705	-
<b>BALANCE</b>		<b>5,00,00,000</b>		47,76,711		5,47,76,711			-	5,47,76,711	<b>5,51,46,204</b>
LESS: UTILISED FOR REVENUE EXP		-				-			-	-	5,51,46,204
<b>BALANCE CF</b>		<b>5,00,00,000</b>		<b>47,76,711</b>		5,47,76,711			-	5,47,76,711	-

**Note: No Recurring Grant received during this year**



**INDIAN INSTITUTE OF INFORMATION TECHNOLOGY**

**SCHEDULE 11 - INCOME FROM INVESTMENTS**

Particulars	Enmarked/Endowment Funds		Other Investments	
	CURRENT YEAR 20-21	PREVIOUS YEAR 19-20	CURRENT YEAR 20-21	PREVIOUS YEAR 19-20
<b>1. Interest</b>				
a. On Government Securities	-	-		
b. Other Bonds/Debentures	-	-		
1. Interest on Term Deposit	61,35,391	1,21,34,617		
2. Income accrued but not due on term Deposits/Interest bearing advance to employee	23,66,924	25,28,001		
SCHEDULE 11 - INCOME FROM INVESTMENTS				
<b>Sub - Total</b>	<b>85,02,315</b>	<b>1,46,62,618</b>		
TRANSFER TO EARMARKED FUND	83,69,926	97,96,705		
<b>Closing Balance</b>	<b>1,32,389</b>	<b>48,65,913</b>		



**INDIAN INSTITUTE OF INFORMATION TECHNOLOGY**  
**KALYANI, WEST BENGAL**

**SCHEDULE 12 INTEREST EARNED**

Amount in Rs.

PARTICULARS	CURRENT YEAR 20-21	PREVIOUS YEAR 19-20
SAVINGS A/C	30,61,011	3,29,512
Less: Transfer to SRIC	-	10,967
<b>TOTAL</b>	<b>30,61,011</b>	<b>3,18,545</b>



**INDIAN INSTITUTE OF INFORMATION TECHNOLOGY**

KALYANI, WEST BENGAL

**SCHEDULE 13 OTHER INCOME**

Amount in Rs.

Particulars	CURRENT YEAR 20-21	PREVIOUS YEAR 19-20
A.Income from Land & Buildings	-	-
B.Sale of Institute's publications	-	-
C. Income From holding events	-	-
D. Others		
Others(specify)		
Miscellaneous Income	-	2,36,562
Application Fees For Recruitment	75,600	87,300
Tender fees	-	5,800
Hostel Overhead	-	-
Guest House Rent	-	-
Project Overhead	-	61,300
Scholarship Receipt	28,97,160	-
Exam Coordination	-	26,282
<b>TOTAL</b>	<b>29,72,760</b>	<b>4,17,244</b>
<b>GRAND TOTAL(A+B+C+D)</b>	<b>29,72,760</b>	<b>4,17,244</b>



# INDIAN INSTITUTE OF INFORMATION TECHNOLOGY

KALYANI, WEST BENGAL

## SCHEDULE 14 PRIOR PERIOD INCOME

Amount in Rs.

PARTICULARS	CURRENT YEAR 20- 21	PREVIOUS YEAR 19- 20
Income From Interest of WB Govt. SC Fund		-
Income From Investment		-



**INDIAN INSTITUTE OF INFORMATION TECHNOLOGY**  
KALYANI, WEST BENGAL

**SCHEDULE 15 STAFF PAYMENTS & BENEFITS**

Amount in Rs.

PARTICULARS	CURRENT YEAR 20-21			PREVIOUS YEAR 19-20		
	PLAN	Non Plan	Total	PLAN	Non Plan	Total
a) Salaries and wages	3,06,73,734	-	3,06,73,734	2,78,97,312	-	2,78,97,312
b) Honorarium	98,230	-	98,230	4,30,500	-	4,30,500
c) Agency Staff Remuneration	22,33,108	-	22,33,108	15,54,499	-	15,54,499
d) Others (specify)		-	-		-	-
Travelling Allowance		-	-	2,69,688	-	2,69,688
Arrear in Salary		-	-	2,148	-	2,148
Children Education Allowance	1,35,000	-	1,35,000	1,23,000	-	1,23,000
Salary For Temporary Personnel	4,72,939	-	4,72,939	4,44,436	-	4,44,436
<b>TOTAL</b>	<b>3,36,13,011</b>		<b>3,36,13,011</b>	<b>3,07,21,583</b>		<b>3,07,21,583</b>



**INDIAN INSTITUTE OF INFORMATION TECHNOLOGY**

KALYANI, WEST BENGAL

**SCHEDULE 16 ACADEMIC EXPENSES**

Amount in Rs.

PARTICULARS	CURRENT YEAR 20-21			PREVIOUS YEAR 19-20		
	PLAN	Non-PLAN	Total	PLAN	Non-PLAN	Total
a) Expenses on Seminar/Workshops				22,500	-	22,500
b) Sports Activity	92,920	-	92,920	-	-	-
c) Training and Placement Expenses	-	-	-	-	-	-
d) Workshop	-	-	-	-	-	-
e) Convocation	2,25,000	-	2,25,000	7,60,024	-	7,60,024
<b>TOTAL</b>	<b>3,17,920</b>	<b>-</b>	<b>3,17,920</b>	<b>7,82,524</b>	<b>-</b>	<b>7,82,524</b>



**INDIAN INSTITUTE OF INFORMATION TECHNOLOGY**  
KALYANI, WEST BENGAL

**SCHEDULE-17 ADMINISTRATIVE AND GENERAL EXPENSES**

Amount in Rs.

PARTICULARS	CURRENT YEAR 20-21			PREVIOUS YEAR 19-20		
	PLAN	Non-PLAN	Total	PLAN	Non-PLAN	Total
<b>A. Infrastructure</b>						
i. Electricity	3,56,790	-	3,56,790	10,73,249	-	10,73,249
ii. Rent	48,89,261	-	48,89,261	57,71,540	-	57,71,540
<b>B. Communication</b>						
i. Postage and stationery		-	-	2,555	-	2,555
ii. Telephone, Fax and Internet Charges	8,86,959	-	8,86,959	13,66,170	-	13,66,170
<b>C. Others</b>						
i. Printing and stationery(consumption)	80,867	-	80,867	2,75,342	-	2,75,342
ii. Travelling and Conveyance Expenses	-	-	-	2,50,967	-	2,50,967
iii. Audit Fess	3,73,655	-	3,73,655	7,14,465	-	7,14,465
iv. Advertisement and Publicity	74,492	-	74,492	1,54,807	-	1,54,807
v. Administrative Expenses	29,255	-	29,255	5,82,222	-	5,82,222
vi. Meeting expenses	22,000	-	22,000	16,172	-	16,172
vii. CPDA Expenses	11,387	-	11,387	4,96,375	-	4,96,375
viii. Security and Manpower	-	-	-	38,91,705	-	38,91,705
ix. Internal Audit Fees(For F.Y 2020-21)	1,00,000	-	1,00,000		-	-
<b>TOTAL</b>	<b>68,24,666</b>	<b>-</b>	<b>68,24,666</b>	<b>1,45,95,569</b>	<b>-</b>	<b>1,45,95,569</b>





**INDIAN INSTITUTE OF INFORMATION TECHNOLOGY**  
**KALYANI, WEST BENGAL**

**SCHEDULE 18-TRANSPORTATION EXPENSES**

Amount in Rs.

PARTICULARS	CURRENT YEAR 20-21			PREVIOUS YEAR 19-20		
	PLAN	Non-PLAN	Total	PLAN	Non-PLAN	Total
1. Vehicles taken on rent/Lease				81,209	-	81,209
a) Rent/Lease expenses	-	-	-	-	-	-
2. Transport Charges	16,90,975	-	16,90,975	23,90,433	-	23,90,433
<b>TOTAL</b>	<b>16,90,975</b>	<b>-</b>	<b>16,90,975</b>	<b>24,71,642</b>	<b>-</b>	<b>24,71,642</b>



**INDIAN INSTITUTE OF INFORMATION TECHNOLOGY**  
**KALYANI, WEST BENGAL**

**SCHEDULE 19- REPAIR & MAINTAINANCE**

Amount in Rs.

Particulars	2020-21			2019-20		
	Plan	Non Plan	Total	Plan	Non Plan	Total
A) Maintenance	19,479					
B) Repairs & Maintenance	1,28,328		1,47,807	1,83,846		1,83,846
D) Electrical						
<b>Total</b>	<b>1,47,807</b>		<b>1,47,807</b>	<b>1,83,846</b>		<b>1,83,846</b>



**INDIAN INSTITUTE OF INFORMATION TECHNOLOGY**  
**KALYANI, WEST BENGAL**

**SCHEDULE 20- FINANCE COST**

Amount in Rs.

Particulars	2020-21			2019-20		
	Plan	Non Plan	Total	Plan	Non Plan	Total
a) Bank Charges	13,181	-	13,181	9,310	-	9,310
b) Others(specify)	-		-			-
			-			
<b>Total</b>	<b>13,181</b>		<b>13,181</b>	<b>-</b>		<b>9,310</b>



**INDIAN INSTITUTE OF INFORMATION TECHNOLOGY**  
KALYANI, WEST BENGAL

**SCHEDULE 21- OTHER EXPENSES**

Amount in Rs.

Particulars	2020-21			2019-20		
	Plan	Non Plan	Total	Plan	Non Plan	Total
Miscellaneous Expenses	79,346	-	79,346	69,583	-	69,583
Scholarship from WB	-	-	-	-	-	-
Student Activity	39,206	-	39,206	4,68,428	-	4,68,428
Refund of tuition fees	-	-	-	57,142	-	57,142
Consultancy	36,856	-	36,856	-	-	-
Guest Faculty Remuneration	7,17,500	-	7,17,500	1,862	-	1,862
IIITK Gymkhana	-	-	-	3,90,000	-	3,90,000
SERB Project exp	-	-	-	1,42,302	-	1,42,302
SRIC Project exp	4,97,679	-	4,97,679	6,46,204	-	6,46,204
Legal Expenses	1,78,982	-	1,78,982	-	-	-
Processing Fees	4,076	-	4,076	-	-	-
Sanitisation Expenses	16,350	-	16,350	-	-	-
Lpg and Broadband Expenses	7,387	-	7,387	-	-	-
Tea & tiffin	18,380	-	18,380	-	-	-
Technology and Guest House Expenses	10,000	-	10,000	-	-	-
Tranaction charges	21,493	-	21,493	-	-	-
<b>Total</b>	<b>16,27,255</b>	<b>-</b>	<b>16,27,255</b>	<b>17,75,521</b>	<b>-</b>	<b>17,75,521</b>



**INDIAN INSTITUTE OF INFORMATION TECHNOLOGY**  
**KALYANI, WEST BENGAL**

**SCHEDULE 22 PRIOR PERIOD ADJUSTMENT**

Particulars	2020-21			2019-20		
	Plan	Non Plan	Total	Plan	Non Plan	Total
Prior Period Adjustment (Depreciation on Building-Boundary Wall)	13,46,643	-	13,46,643	-	-	-



## SCHEDULE: 23

### SIGNIFICANT ACCOUNTING POLICIES

#### 1. BASIS FOR PREPARATION OF ACCOUNTS

The accounts are prepared under the Historical Cost Convention unless otherwise stated and generally on the Accrual method of accounting. Previous year's figures have been rearranged and regrouped where necessary.

#### 2. REVENUE RECOGNITION

- Fees from student are accounted on cash basis.
- Interest on investment is accounted on accrual basis. Interest on Savings Bank Account accounted on cash basis.

#### 3. FIXED ASSETS AND DEPRECIATION

Fixed assets are stand at cost of acquisition including inward freight, duties, and taxes & direct expenses related to acquisition installation and commissioning.

- Fixed assets are valued at cost less depreciation. Depreciation on fixed assets is provided on straight line method at the rate of MHRD guideline.
- Depreciation is provided for the whole year on additions during the year.
- Where an asset is fully depreciated it will be carried at a residual value of Rs. 1 in the Balance sheet and will not be further depreciated. Thereafter, depreciation is calculated on the additions of each year separately at the rate of depreciation applicable for that asset head.
- Fixed assets are valued at cost less accumulated depreciation. Depreciation on fixed assets is provided on Straight line.

##### Tangible Assets:

Electrical Installation and equipment	5%
Scientific & Laboratory Equipment	8%
Office Equipment	7.5%
Audio Visual Equipment	7.5%
Computers & Peripherals	20%
Furniture, Fixtures & Fittings	7.5%
Lib. Books & Scientific Journals	10%
Building and Boundary Wall	2%
<b>Intangible Assets (amortization):</b>	
Computer Software	40%

**INTANGIBLE ASSETS:** Computer Software are grouped under Intangible Assets.

- No expenditure on Patents incurred during the year.
- Expenditure on acquisition of software is segregated from computers and peripherals, as apart from being intangible assets. Depreciation is provided in respect of software at 40% as against depreciation of 20% provided in respect of Computers & Peripherals.

**4. STOCKS:** Nothing was considered in accounts.

**5. RETIREMENT BENEFITS:** Not applicable for the year 2020-21.



## 6. INVESTMENT

- Short term investments are carried at their cost.
- Basis for allocation or distribution of Interest on Fixed Deposit is fund available for respective account.

## 7. EARMARKED/ENDOWMENT FUNDS:

The funds are earmarked for setting up of HIT Kalyani as per MoU. Funds has Separate bank account but not properly maintained due to not properly receipt of fund from Stakeholders. Institute has invested few funds in Term Deposits of Banks. Income from investments is accounted on accrued basis. The assets created out of Earmarked Funds where the ownership vests with IIIT Kalyani, are merged with the assets of the Institution by crediting an equal amount to the Capital Fund. The balance in the respective funds is carried forward and is represented on the assets side by the balance at Bank, Investments and accrued interest.

## 8. GOVT GRANTS

- Govt. Grants are accounted on realization basis.
- Govt. Grants for meeting revenue expenditure are treated as income for the financial year up to the amount of revenue expenditure incurred for that financial year (except depreciation).

## 9. INVESTMENTS OF EARMARKED FUNDS AND INTEREST INCOME ACCRUED ON SUCH INVESTMENTS:

- To the extent not immediately required for expenditure, the amounts available against such funds are invested in fixed term with Banks, leaving the balance in Savings Bank Accounts.
- Interest received, interest accrued and due and interest accrued but not due on such investments are added to the respective funds and not treated as income of the Institution

## 10. SPONSORED PROJECTS:

- Institute received fund form Sponsored Project SRIC of Rs. 55,59,978 and earned Rs 22142.00 as interest of bank account of it in 2020-21. Out of which Rs.162250.00 was spent for Capital Expenditure and Rs 1087595.00 for Recurring Expenditure. Balance fund is laying with project fund and stall cheque is backed by bank balance.

## 11. INCOME TAX

- The institute is registered under society registration act 1860 and as such the surplus of the society is chargeable to income tax act. But as per section 10(23C) sub clause (VI) of the income tax act 1961, the income of the institute is financed by govt. through their total annual receipts in greater than Rs 1 cr. Hence, the income of the institute is not taxable. However, refundable of Rs. 7,34,656 for 2017-18 as TDS receivable is due can and claimed only after filing of Income Tax Return after completion of final accounts.



**SCHEDULE: 24**

**CONTINGENT LIABILITIES AND NOTES TO ACCOUNTS**

**1. CONTINGENT LIABILITIES:**

- No such litigation, disputed demand of any Tax or any such type liabilities is notice able for the year 2020-21.

**2. SPORTS ACTIVITY:**

- Football, Cricket, Badminton, Table Tennis and Swimming facilities of kalyani stadium with professional coach. Bus facility provided to avail the sports facility at kalyani stadium. Several bats, balls and other amenities are purchased for both practice and for participating in the event.

**3. Number of Students:** As on 31<sup>st</sup> March, 2021 institute have a total 414 number of Students out of which 45 number of student was Phd students.

**4.** As on 31<sup>st</sup> March 2021 institute have total 11 Number of faculty.

**5.** IIIT Kalyani follow 7<sup>th</sup> CPC Salary structure for all permanent faculty. Associate Professor Level 13A2, Assistant Professor-I-12, Assistant Professor -II-10

  
Assistant Registrar

  
Assistant Registrar

  
Deputy Registrar

  
Director

**FOR GRAND MARK & ASSOCIATES**

Chartered Accountants

Firm Registration No. 011317N



  
CA M Jahangeer Mirza  
Senior Partner  
M.No 084309